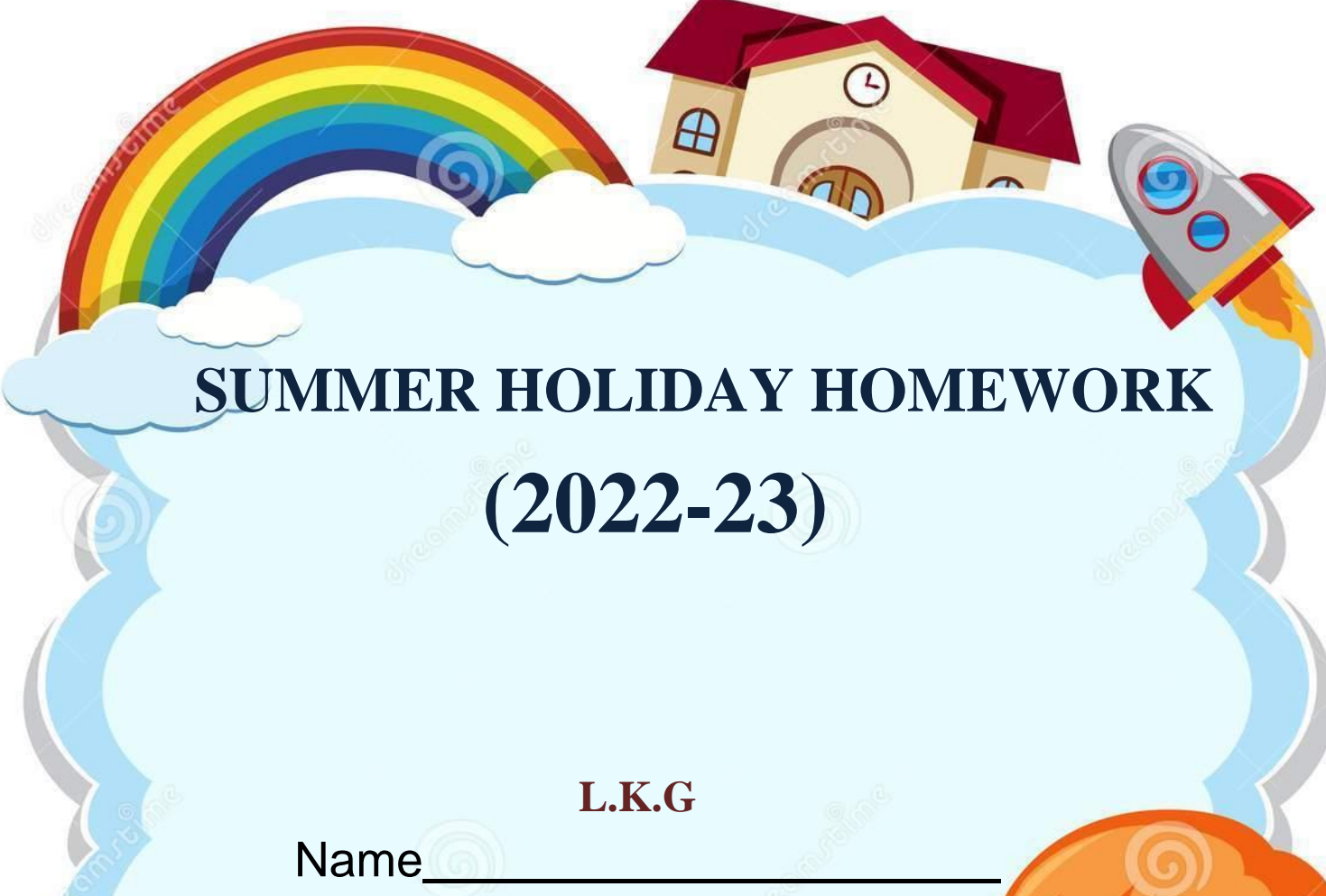




**PRELUDE PUBLIC SCHOOL, AGRA**  
Affiliated to CBSE, New Delhi (Upto Senior Secondary level)



# SUMMER HOLIDAY HOMEWORK

## (2022-23)

**L.K.G**

Name \_\_\_\_\_





## All About Me

My name \_\_\_\_\_.

I am \_\_\_\_\_ years old.

I live in \_\_\_\_\_.

My favourite fruit is \_\_\_\_\_.

Paste your photograph.





# My Family

**How many members are there in your family?**

**In which kind of family do you live?**

**Do you love your family?**

**Paste your family photograph .**



**Create "Best out of waste"**

**Learning Objective: To develop the ability to think and organize the thinking to create something useful and attractive.**

Create something useful out of waste materials.

What have you made?

\_\_\_\_\_.

Which kind of waste materials did you use?

\_\_\_\_\_.

Did you enjoy this activity?

\_\_\_\_\_.



**Best out of Waste Creation**



**Paste here**



# Tearing & Pasting Activity





## **Morning Yoga**

**Learning Objectives:** To enable the student to have good health.

**Benefits of Yoga:**

1. calms the mind.
2. Yoga develops flexibility.
3. gives joy.

**Paste your pictures here.**





**Learn to make Fruit Chaat with your mother in kitchen.**

**Learning Objectives:** To develop love for fruits.


**Ingredients:**

1. Some fruits.
2. Lemon juice to taste.
3. Salt, Chaat masala and pepper to taste.

**Method:**

1. Firstly, chop all the fruits and take in a large mixing bowl.
2. Also add  $\frac{1}{4}$  tsp pepper,  $\frac{1}{2}$  tsp chaat masala and salt to taste.
3. Mix well without mashing fruits and add lemon juice to it.
- 4 Finally, **Fruit chaat recipe** tastes great when served chilled.





**Paste your photograph with your mother while making Fruit Chaat.**




**Play any indoor game with your parents or grandparents and paste a photograph while playing.**

**Paste your photograph**



## **Activity : Making Forts**

**No matters what your age is, making forts using pillow, blankets, bed sheets , cushions, etc is always fun. It helps to bring up your creative skills.**



**Paste your photograph**











**Draw or paste sense organs**  
**and label them.**









## Thumb Printing Activity

Let's do thumb printing according to the given numbers to make a chain.


1.	
2.	
3.	
4.	
5.	
6.	
7.	
8.	
9.	
10.	

Count and write the given objects.

How many ____? 	How many ____? 
How many ____? 	How many ____? 



स्वर अ से अः तक याद कीजिए ।









## ENGLISH STORY TIME

### TENALI RAMAN AND THREE GREEDY BRAHMIN'S



The mother of King Krishnadevaraya was very religious. One day she came and told the king that she would like to offer ripe mangoes to the *brahmins* the next morning. The king asked his attendants to get mangoes for her. That very night, the king's mother died. The king was very sad, but he remembered her last wish.





The king performed all the necessary religious rites. On the last day, he called some *brahmins* and asked them to suggest a way to fulfil his mother's last wish. However, the *brahmins* were greedy. After a discussion, they told the king that his mother's soul would be at peace only if the king donated mangoes made of gold to them.

The king invited the brahmins the next morning to give away gold mangoes to them. Tenali Raman heard this and at once understood that the Brahmins were greedy. He invited them to his house to teach them a lesson.





The next day the *Brahmins* were very happy to get the mangoes made of gold from the king. Then they went to Tenali's house thinking that he too would donate something good to them. But when they went inside his house, they saw Tenali standing with the hot iron bar in his hand.

The Brahmins were shocked. Tenali told them that his mother had died after suffering from rheumatism. She always wished to burn her legs with the hot rods to ease the pain. Thus, he wanted to burn the legs of the Brahmins so that his mother's soul could rest in peace.



The Brahmins understood his trick. Feeling ashamed, they returned back the gold mangoes to Tenali and fled from there. Tenali returned all the gold mangoes to the King and told him how the king had been fooled by the brahmins.

### **Moral**

**You should not be greedy.**



# **COLOURING ACTIVITY**





**Note:**

**English : Learn all the rhymes given in syllabus till May & Practise letters (A to I) ,( a to i ).**

**Hindi:- Learn all the rhymes given in syllabus till May & practise Swar (अ से ऐ) .**

**Mathematics: Practise number (0 to 50)**

**E.V.S- Learn all the answers of the given questions of Ch-Body Parts, Me & My Family, My Classroom & Colours and Shapes.**



Happy Summer  
Holidays!

